

PART TWO: Satisfaction with COURSE/ACTIVITY RELATED program components

Compilation of Responses to Exit Surveys sent to Graduates of all UMKC Masters and Educational Specialist Programs for the Academic Years:

- **2006-2007** (N=152; 19% of all Masters Graduates; 23% of all Ed. Spec. Graduates)
- **2007-2008** (N=151; 18% of all Masters Graduates; 40% of all Ed.Spec. Graduates)
- **2008-2009** (N=153; 16% of all Masters Graduates; 33% of all Ed.Spec. Graduates)

This section of the report addresses the survey respondents' satisfaction with the following COURSE / ACTIVITY RELATED program components:

- COURSE CONTENT was appropriate to my needs
- Appropriate RESEARCH METHODS COURSES were available when needed
- INTERDISCIPLINARY ACTIVITIES were encouraged while I was pursuing the degree
- COURSE SEQUENCING AND AVAILABILITY facilitated timely completion of degree

For each of these three factors, the charts show the percentage of respondents who either :

- Strongly Agree/Agree
- Strongly Disagree/Disagree, or
- Felt the factor was not applicable to their degree program or did not respond to that factor

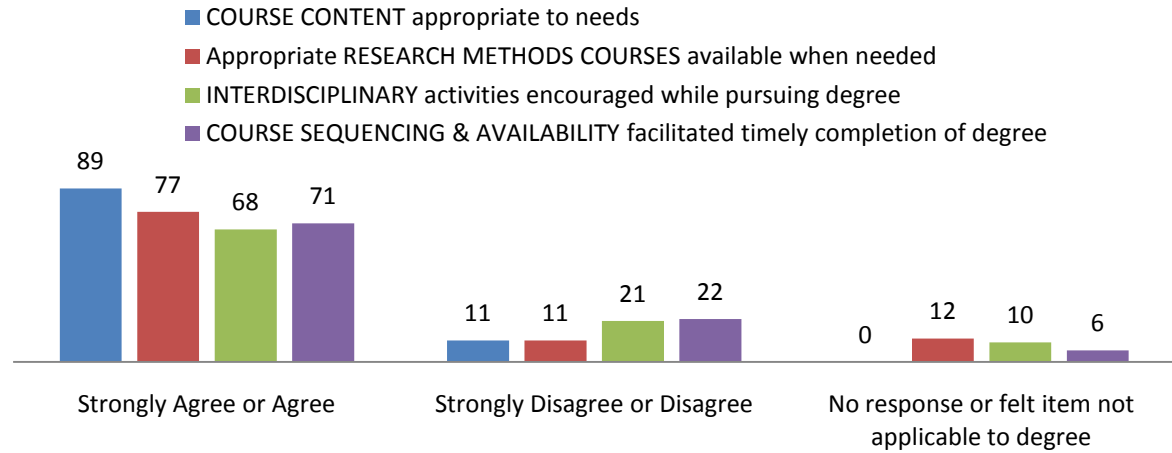
Charts Showing Percentages of Responses from graduates of **All Masters/Educational Specialist Programs:**

Page 2

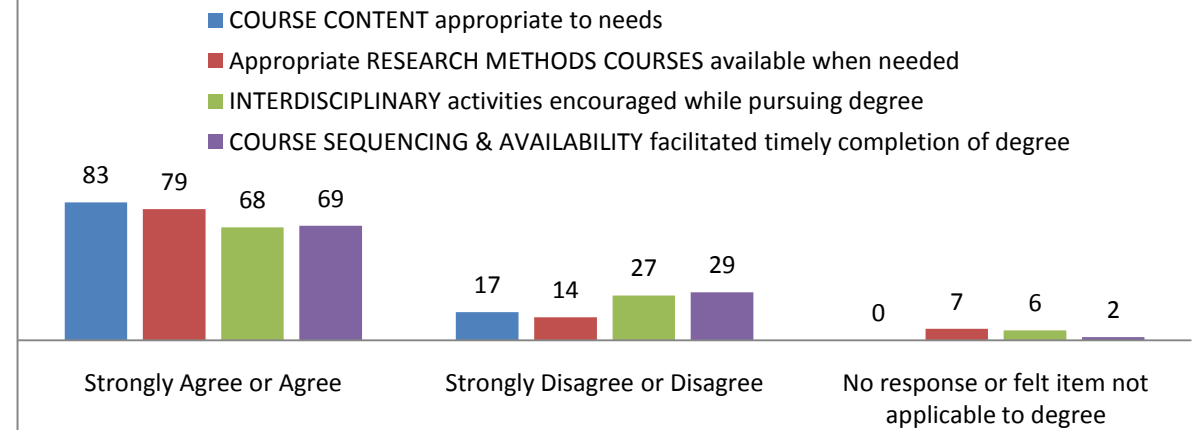
Charts Showing Percentages of Responses from graduates of:

- |  |   |         |
|--|---|---------|
| • All <b>Arts and Science</b> Masters Programs                                     | [ <b>2006-07</b> N=37 (23%); <b>2007-08</b> N=37 (19%); <b>2008-09</b> N=36 (19%)]  | Page 3  |
| • All <b>School of Biological Sciences</b> Masters Programs                        | [ <b>2006-07</b> N= 3 (16%); <b>2007-08</b> N=3 (17%); <b>2008-09</b> N=0]  | Page 4  |
| • All <b>Bloch School of Business &amp; Public Administration</b> Masters Programs | [ <b>2006-07</b> N=43 (20%); <b>2007-08</b> N=27 (12%); <b>2008-09</b> N=35 (15%)]  | Page 5  |
| • All <b>School of Computing and Engineering</b> Masters Programs                  | [ <b>2006-07</b> N=6 (7%); <b>2007-08</b> N=8 (7%); <b>2008-09</b> N= 4 (3%)]   | Page 6  |
| • All <b>Conservatory of Music and Dance</b> Masters Programs                      | [ <b>2006-07</b> N=9 (19%); <b>2007-08</b> N=7 (15%); <b>2008-09</b> N=0]   | Page 7  |
| • All <b>School of Dentistry</b> Masters Programs                                  | [ <b>2006-07</b> N= 1 (33%); <b>2007-08</b> N=1 (25%); <b>2008-09</b> N=2 (22%)]  | Page 8  |
| • All <b>School of Education</b> MA and Ed Spec. Programs                          | [ <b>2006-07</b> N=40 (20% MA/23% Ed.Spec.); <b>2007-08</b> N=48 (21% MA/43% Ed.Spec.);<br><b>2008-09</b> N=57 (22% MA/33% Ed.Spec.)] | Page 9  |
| • All <b>School of Nursing</b> Masters Programs                                    | [ <b>2006-07</b> N=12 (20%); <b>2007-08</b> N=20 (27%); <b>2008-09</b> N=16 (28%)]  | Page 10 |
| • All <b>School of Law</b> LLM Programs  | [ <b>2006-07</b> N=1 (5%); <b>2007-08</b> N=0; <b>2008-09</b> N=3 (9%)]   | Page 11 |

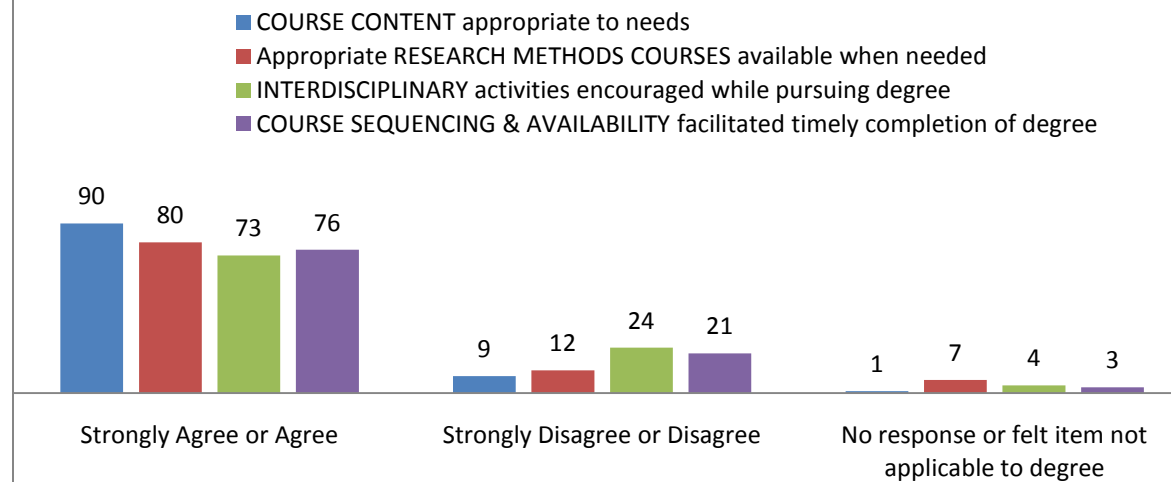
**Satisfaction with COURSE/ACTIVITY program components:  
Percentage of survey responses from 2006-07 Graduates  
in ALL MASTERS and EDUCATION SPECIALIST programs  
[N= 152 / 19% of all Masters and 23% of all Ed.Spec. Graduates]**



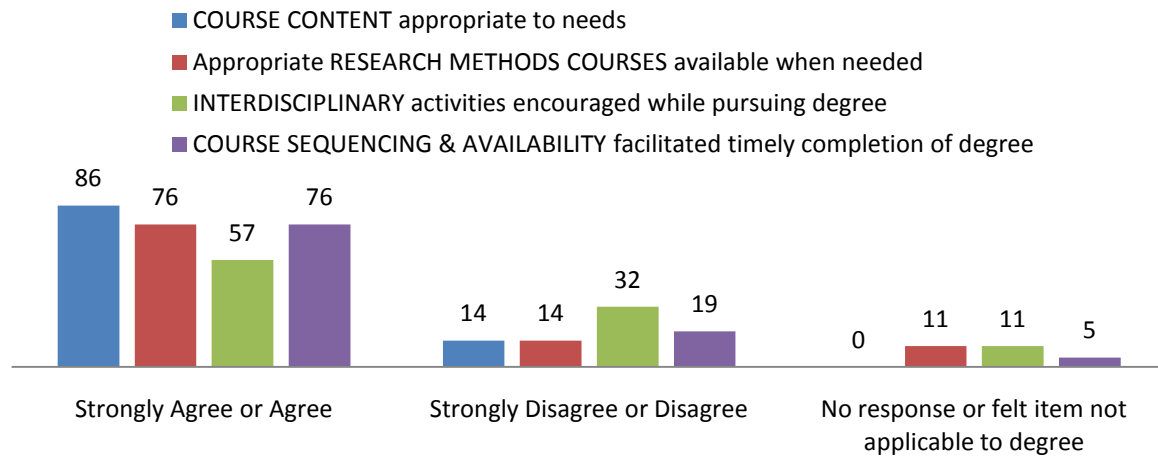
**Satisfaction with COURSE/ACTIVITY program components:  
Percentage of survey responses from 2007-08 Graduates  
in ALL MASTERS and EDUCATION SPECIALIST programs  
[N= 151 / 18% of all Masters and 40% of all Ed.Spec. Graduates]**



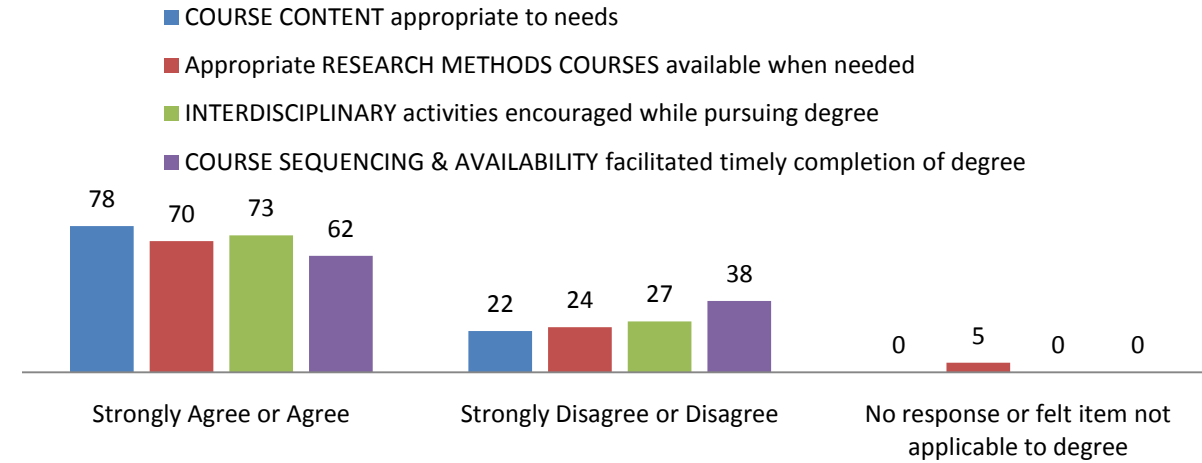
**Satisfaction with COURSE/ACTIVITY program components:  
Percentage of survey responses from 2008-09 Graduates  
in ALL MASTERS and EDUCATION SPECIALIST programs  
[N= 153 / 16% of all Masters and 33% of all Ed.Spec. Graduates]**



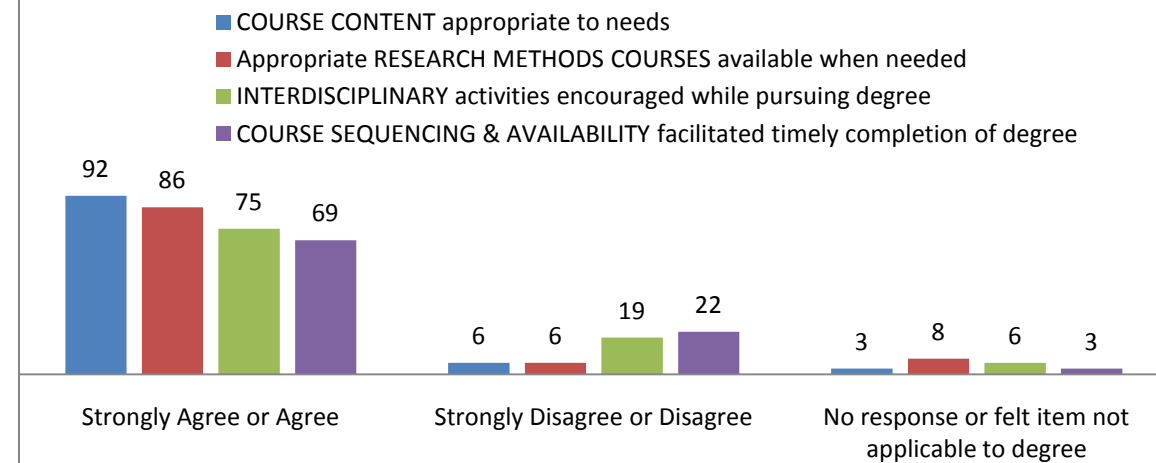
**Satisfaction with COURSE/ACTIVITY program components - Percentage of survey responses from A&S Masters Program Graduates 2006-07**  
 [N= 37 / 23% of all 161 A&S Masters Graduates]



**Satisfaction with COURSE/ACTIVITY program components - Percentage of survey responses from A&S Masters Program Graduates 2007-08**  
 [N= 37 / 19% of all A&S Masters Graduates]



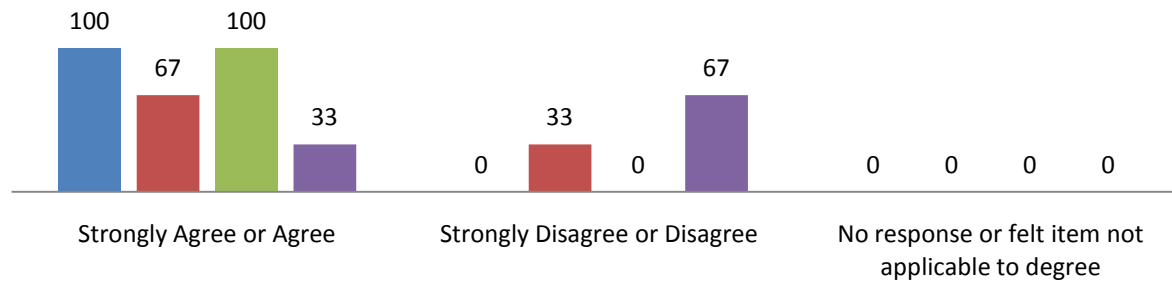
**Satisfaction with COURSE/ACTIVITY program components - Percentage of survey responses from A&S Masters Program Graduates 2008-09**  
 [N= 36 / 19% of all 187 A&S Masters Graduates]



**Satisfaction with COURSE/ACTIVITY program components - Percentage of survey responses from SCHOOL OF BIOLOGICAL SCIENCES (SBS) Masters Program Graduates 2006-07**

[N= 3 / 16% of the 19 School of Biological Sciences MA and MS Graduates]

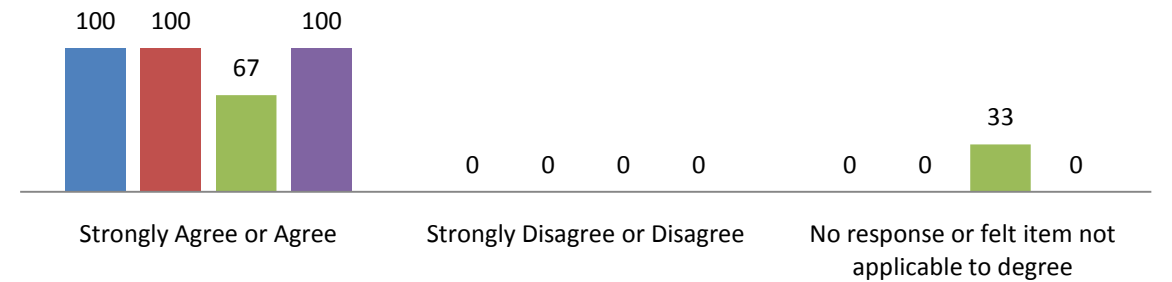
- COURSE CONTENT appropriate to needs
- Appropriate RESEARCH METHODS COURSES available when needed
- INTERDISCIPLINARY activities encouraged while pursuing degree
- COURSE SEQUENCING & AVAILABILITY facilitated timely completion of degree



**Satisfaction with COURSE/ACTIVITY program components - Percentage of survey responses from SCHOOL OF BIOLOGICAL SCIENCES (SBS) Masters Program Graduates 2007-08**

[N= 3 / 17% of the 18 School of Biological Sciences MA and MS Graduates]

- COURSE CONTENT appropriate to needs
- Appropriate RESEARCH METHODS COURSES available when needed
- INTERDISCIPLINARY activities encouraged while pursuing degree
- COURSE SEQUENCING & AVAILABILITY facilitated timely completion of degree

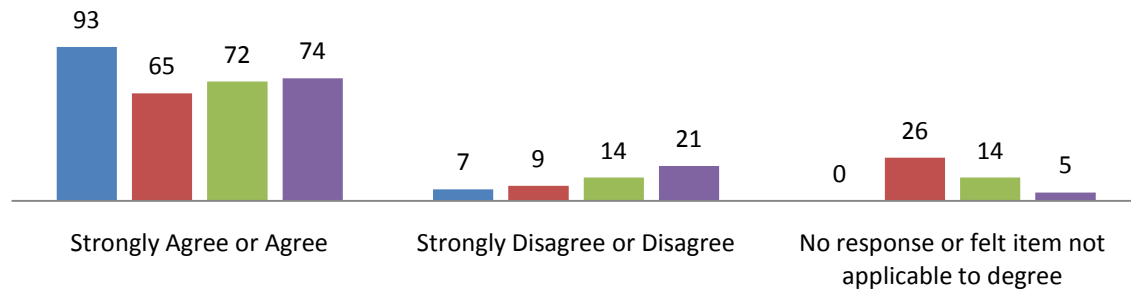


[No respondents from the School of Biological Science Masters programs during the 2008-09 Survey period.]

**Satisfaction with COURSE/ACTIVITY program components -  
Percentage of survey responses from BLOCH SCHOOL Masters Degree  
Graduates 2006-07**

[N= 43 / 20% of the 213 Bloch School Masters Degree Graduates]

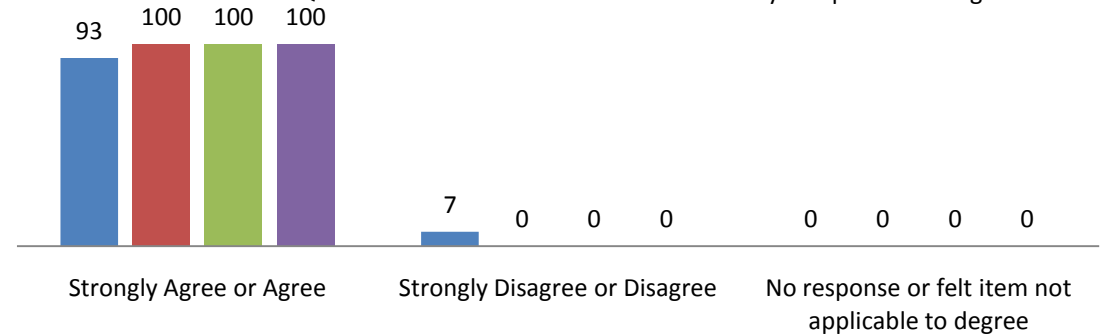
- COURSE CONTENT appropriate to needs
- Appropriate RESEARCH METHODS COURSES available when needed
- INTERDISCIPLINARY activities encouraged while pursuing degree
- COURSE SEQUENCING & AVAILABILITY facilitated timely completion of degree



**Satisfaction with COURSE/ACTIVITY program components -  
Percentage of survey responses from BLOCH SCHOOL Masters  
Degree Graduates 2007-08**

[N= 27 / 12% of the 228 Bloch School Masters Degree Graduates]

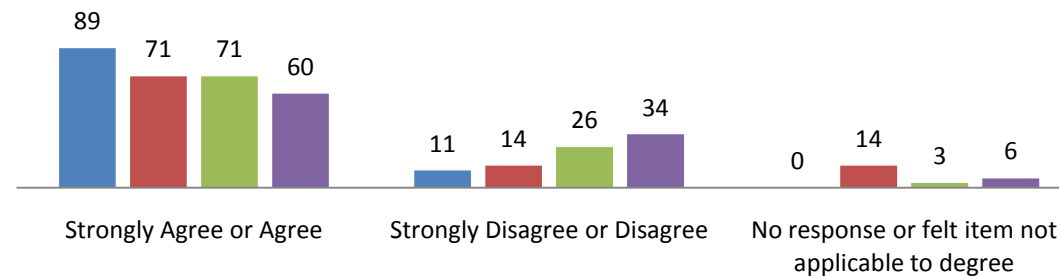
- COURSE CONTENT appropriate to needs
- Appropriate RESEARCH METHODS COURSES available when needed
- INTERDISCIPLINARY activities encouraged while pursuing degree
- COURSE SEQUENCING & AVAILABILITY facilitated timely completion of degree



**Satisfaction with COURSE/ACTIVITY program components -  
Percentage of survey responses from BLOCH SCHOOL Masters  
Degree Graduates 2008-09**

[N= 35 / 15% of the 240 Bloch School Masters Degree Graduates]

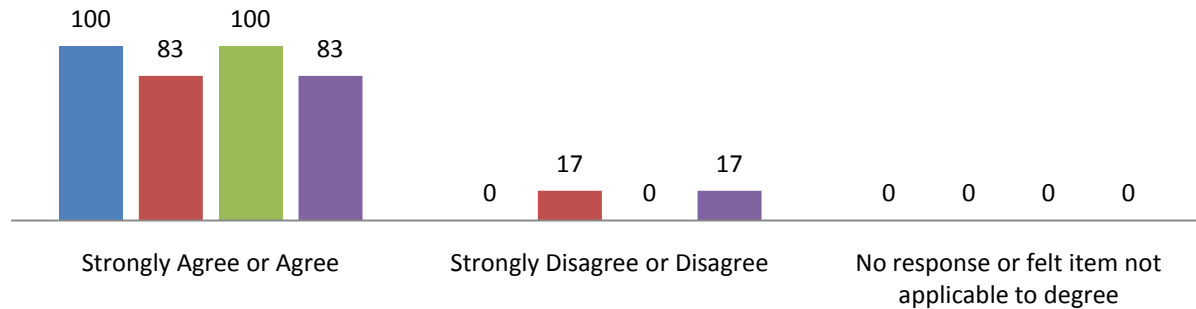
- COURSE CONTENT appropriate to needs
- Appropriate RESEARCH METHODS COURSES available when needed
- INTERDISCIPLINARY activities encouraged while pursuing degree
- COURSE SEQUENCING & AVAILABILITY facilitated timely completion of degree



**Satisfaction with COURSE/ACTIVITY program components -  
Percentage of survey responses from SCHOOL OF COMPUTING &  
ENGINEERING (SCE) Masters Degree Graduates 2006-07**

[N= 6 / 7% of the 89 SCE Masters Degree Graduates]

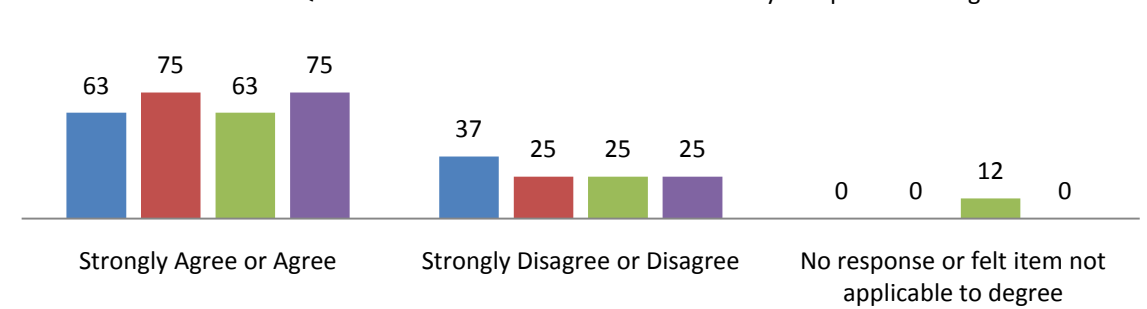
- COURSE CONTENT appropriate to needs
- Appropriate RESEARCH METHODS COURSES available when needed
- INTERDISCIPLINARY activities encouraged while pursuing degree
- COURSE SEQUENCING & AVAILABILITY facilitated timely completion of degree



**Satisfaction with COURSE/ACTIVITY program components -  
Percentage of survey responses from SCHOOL OF COMPUTING &  
ENGINEERING (SCE) Masters Degree Graduates 2007-08**

[N= 8 / 7% of the 112 SCE Masters Degree Graduates]

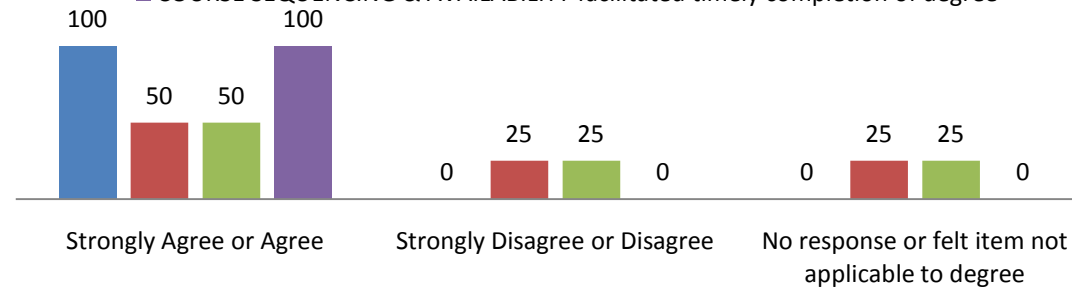
- COURSE CONTENT appropriate to needs
- Appropriate RESEARCH METHODS COURSES available when needed
- INTERDISCIPLINARY activities encouraged while pursuing degree
- COURSE SEQUENCING & AVAILABILITY facilitated timely completion of degree



**Satisfaction with COURSE/ACTIVITY program components -  
Percentage of survey responses from SCHOOL OF COMPUTING &  
ENGINEERING (SCE) Masters Degree Graduates 2008-09**

[N= 4 / 3% of the 144 SCE Masters Degree Graduates]

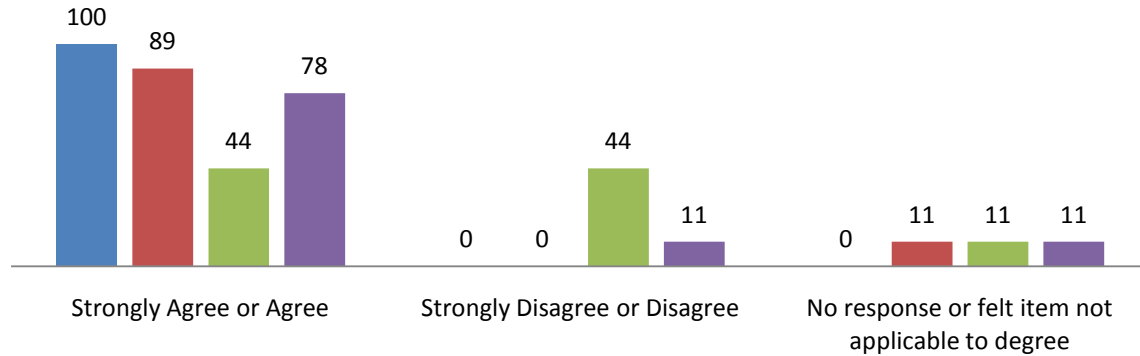
- COURSE CONTENT appropriate to needs
- Appropriate RESEARCH METHODS COURSES available when needed
- INTERDISCIPLINARY activities encouraged while pursuing degree
- COURSE SEQUENCING & AVAILABILITY facilitated timely completion of degree



**Satisfaction with COURSE/ACTIVITY program components - Percentage of survey responses from CONSERVATORY OF MUSIC Masters Degree Graduates 2006-07**

[N= 9 / 19% of the 47 MA, MM, and MME Graduates]

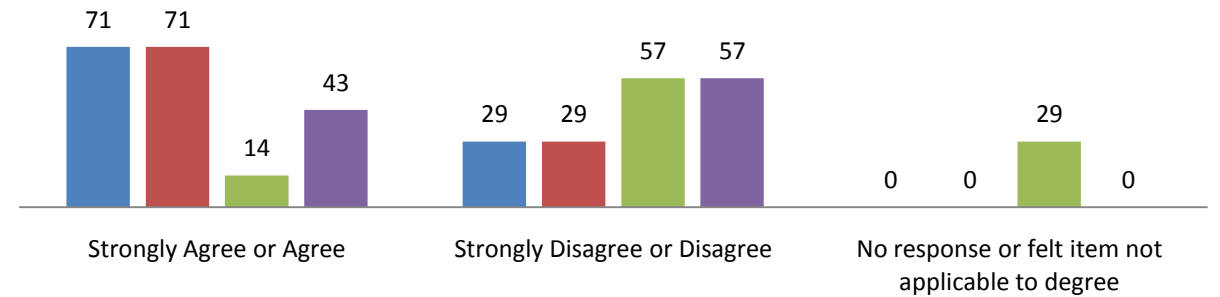
- COURSE CONTENT appropriate to needs
- Appropriate RESEARCH METHODS COURSES available when needed
- INTERDISCIPLINARY activities encouraged while pursuing degree
- COURSE SEQUENCING & AVAILABILITY facilitated timely completion of degree



**Satisfaction with COURSE/ACTIVITY program components - Percentage of survey responses from CONSERVATORY OF MUSIC Masters Degree Graduates 2007-08**

[N= 7 / 15% of the 47 MA, MM, and MME Graduates]

- COURSE CONTENT appropriate to needs
- Appropriate RESEARCH METHODS COURSES available when needed
- INTERDISCIPLINARY activities encouraged while pursuing degree
- COURSE SEQUENCING & AVAILABILITY facilitated timely completion of degree

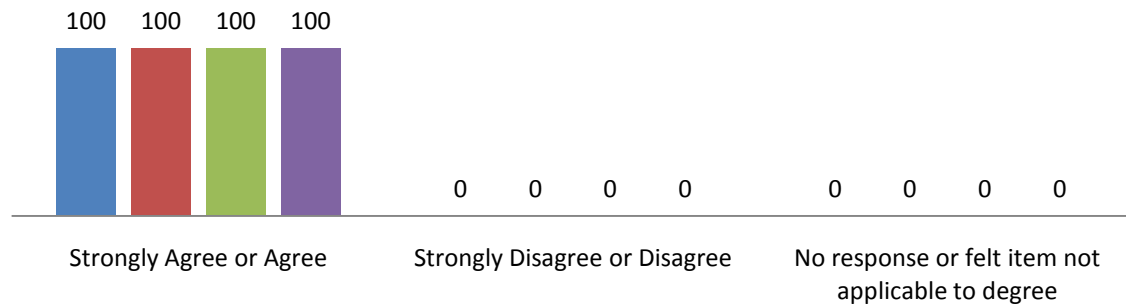


[No respondents from the Conservatory of Music and Dance Masters programs during the 2008-09 Survey period.]

**Satisfaction with COURSE/ACTIVITY program components -  
Percentage of survey responses from SCHOOL OF DENTISTRY  
Masters Degree Graduates 2006-07**

[N= 1 / 33% of the 3 MS Degree Graduates from the School of Dentistry]

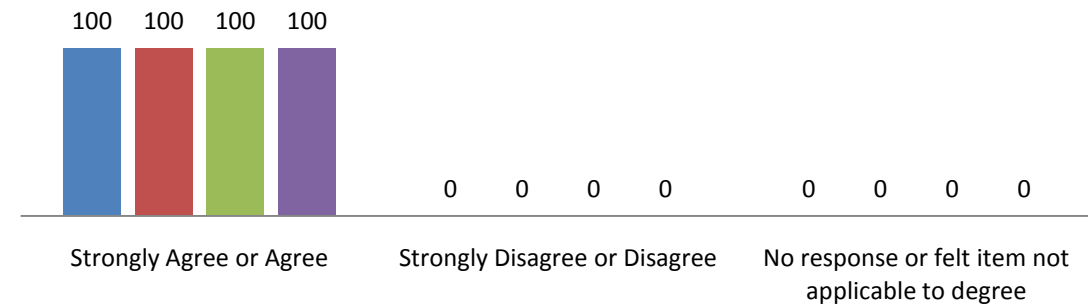
- COURSE CONTENT appropriate to needs
- Appropriate RESEARCH METHODS COURSES available when needed
- INTERDISCIPLINARY activities encouraged while pursuing degree
- COURSE SEQUENCING & AVAILABILITY facilitated timely completion of degree



**Satisfaction with COURSE/ACTIVITY program components -  
Percentage of survey responses from SCHOOL OF DENTISTRY  
Masters Degree Graduates 2007-08**

[N= 1 / 25% of the 4 MS Degree Graduates from the School of Dentistry]

- COURSE CONTENT appropriate to needs
- Appropriate RESEARCH METHODS COURSES available when needed
- INTERDISCIPLINARY activities encouraged while pursuing degree
- COURSE SEQUENCING & AVAILABILITY facilitated timely completion of degree

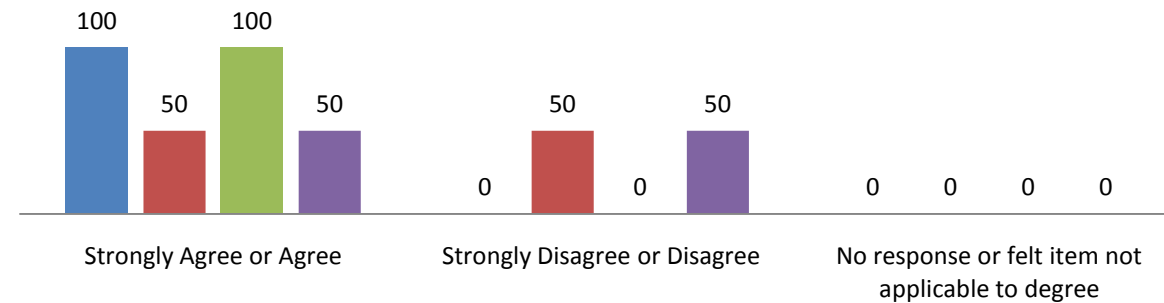


**Satisfaction with COURSE/ACTIVITY program components - Percentage  
of survey responses from SCHOOL OF DENTISTRY**

**Masters Degree Graduates 2008-09**

[N= 2 / 22% of the 9 MS Degree Graduates from the School of Dentistry]

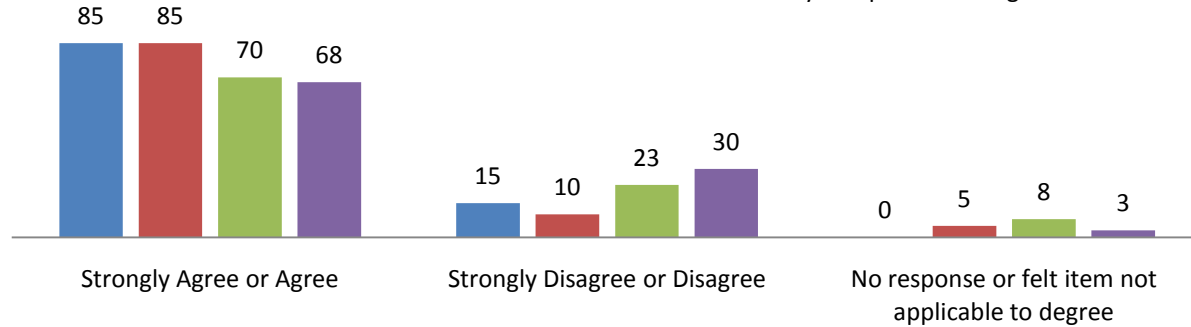
- COURSE CONTENT appropriate to needs
- Appropriate RESEARCH METHODS COURSES available when needed
- INTERDISCIPLINARY activities encouraged while pursuing degree
- COURSE SEQUENCING & AVAILABILITY facilitated timely completion of degree



**Satisfaction with COURSE/ACTIVITY program components - Percentage of survey responses from SCHOOL OF EDUCATION  
MA and Education Specialist Graduates 2006-07**

[N= 40 / 20% of the 156 Masters Graduates and 23% of the 39 Ed.Spec. Graduates]

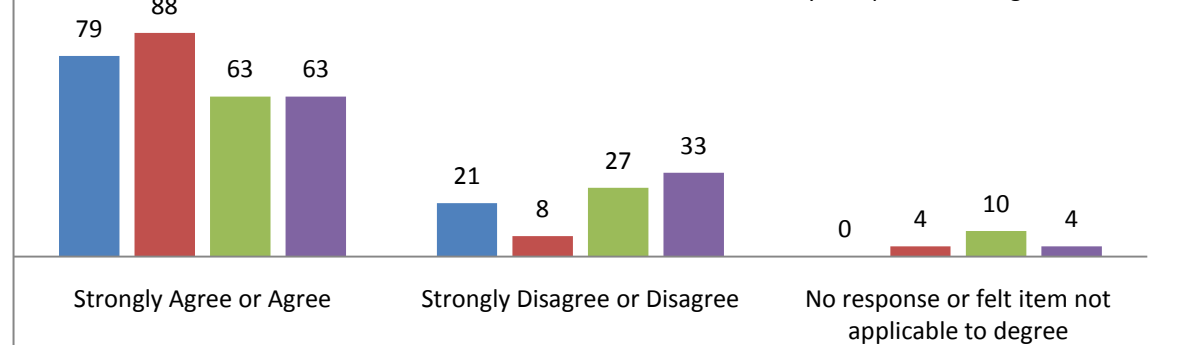
- COURSE CONTENT appropriate to needs
- Appropriate RESEARCH METHODS COURSES available when needed
- INTERDISCIPLINARY activities encouraged while pursuing degree
- COURSE SEQUENCING & AVAILABILITY facilitated timely completion of degree



**Satisfaction with COURSE/ACTIVITY program components - Percentage of survey responses from SCHOOL OF EDUCATION  
MA and Education Specialist Graduates 2007-08**

[N= 48 / 21% of the 147 Masters Graduates and 43% of the 40 Ed.Spec. Graduates]

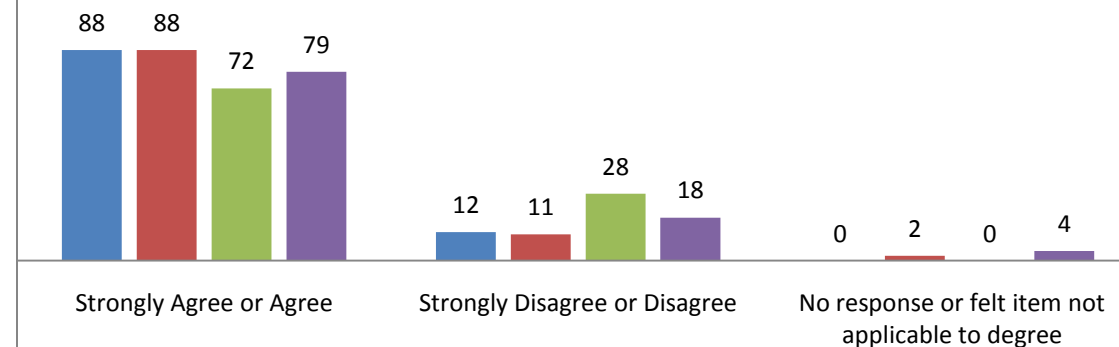
- COURSE CONTENT appropriate to needs
- Appropriate RESEARCH METHODS COURSES available when needed
- INTERDISCIPLINARY activities encouraged while pursuing degree
- COURSE SEQUENCING & AVAILABILITY facilitated timely completion of degree



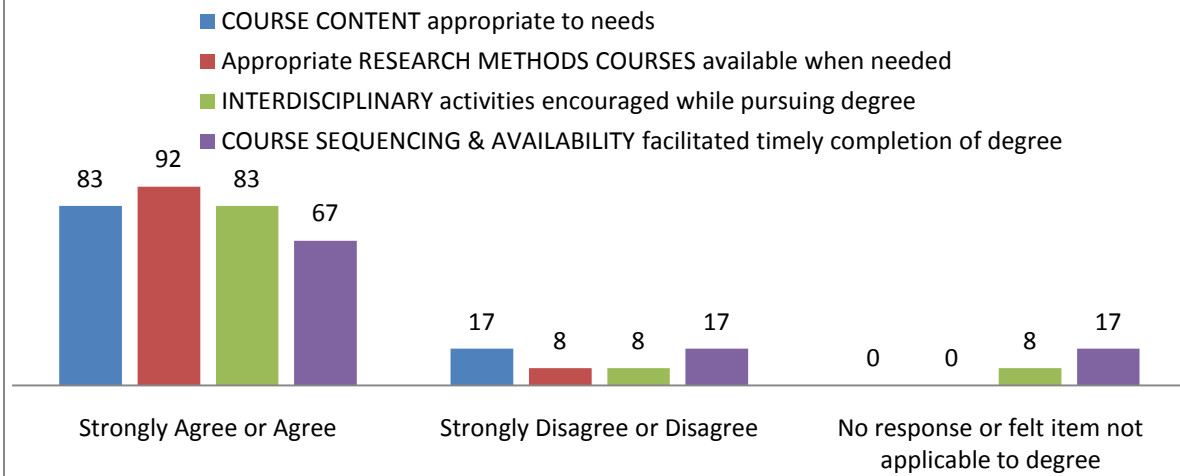
**Satisfaction with COURSE/ACTIVITY program components - Percentage of survey responses from SCHOOL OF EDUCATION  
MA and Education Specialist Graduates 2008-09**

[N= 57 / 22% of the 184 Masters Graduates and 33% of the 49 Ed.Spec. Graduates]

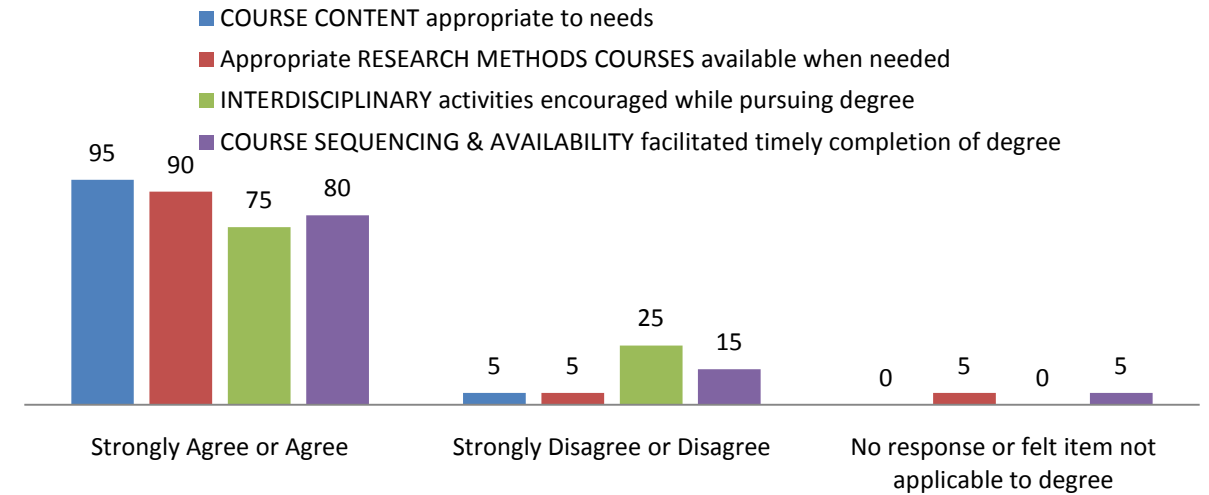
- COURSE CONTENT appropriate to needs
- Appropriate RESEARCH METHODS COURSES available when needed
- INTERDISCIPLINARY activities encouraged while pursuing degree
- COURSE SEQUENCING & AVAILABILITY facilitated timely completion of degree



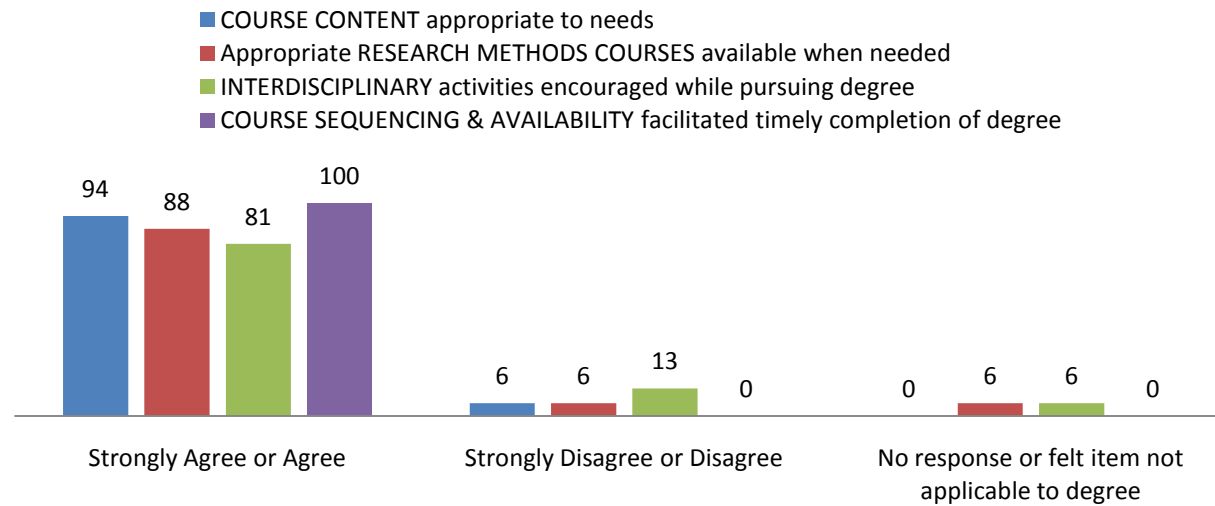
**Satisfaction with COURSE/ACTIVITY program components - Percentage of survey responses from SCHOOL OF NURSING MSN Graduates 2006-07**  
 [N= 12 / 20% of the 59 MSN Graduates]



**Satisfaction with COURSE/ACTIVITY program components - Percentage of survey responses from SCHOOL OF NURSING MSN Graduates 2007-08**  
 [N= 20 / 27% of the 75 MSN Graduates]

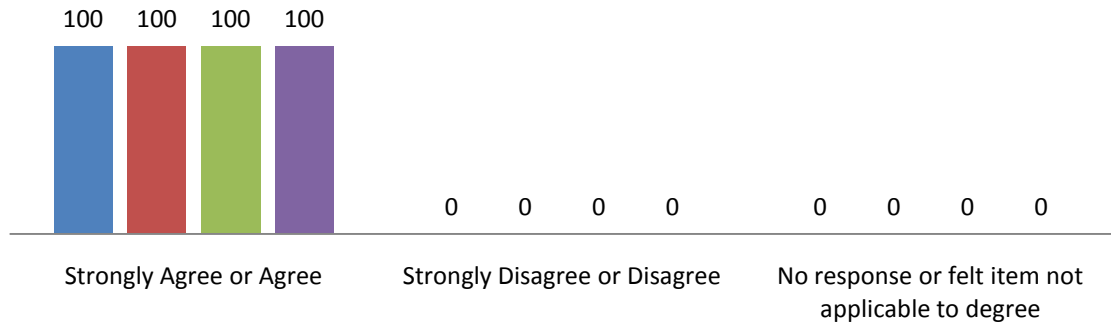


**Satisfaction with COURSE/ACTIVITY program components - Percentage of survey responses from SCHOOL OF NURSING MSN Graduates 2008-09**  
 [N= 16 / 28% of the 57 MSN Graduates]



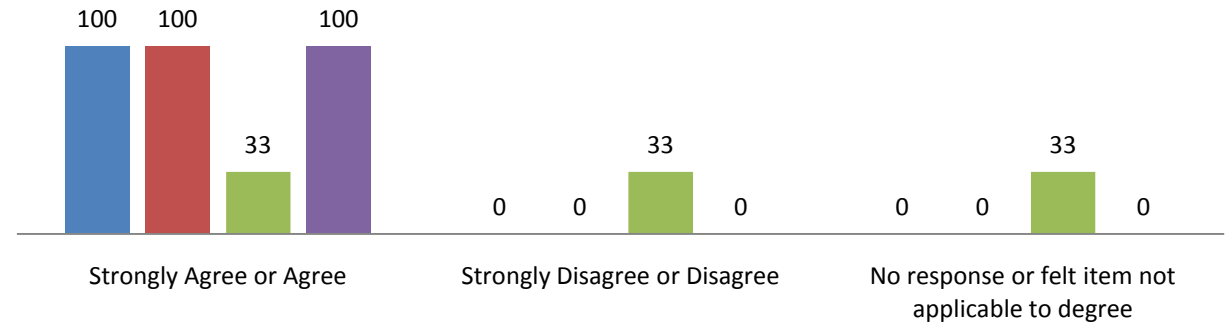
**Satisfaction with COURSE/ACTIVITY program components -  
Percentage of survey responses from SCHOOL OF LAW  
Masters Degree Graduates 2006-07  
[N= 1 / 5% of the 19 LLM Degree Graduates from the School of Law]**

- COURSE CONTENT appropriate to needs
- Appropriate RESEARCH METHODS COURSES available when needed
- INTERDISCIPLINARY activities encouraged while pursuing degree
- COURSE SEQUENCING & AVAILABILITY facilitated timely completion of degree



**Satisfaction with COURSE/ACTIVITY program components - Percentage of  
survey responses from SCHOOL OF LAW  
Masters Degree Graduates 2008-09  
[N= 3 / 9% of the 32 LLM Degree Graduates from the School of Law]**

- COURSE CONTENT appropriate to needs
- Appropriate RESEARCH METHODS COURSES available when needed
- INTERDISCIPLINARY activities encouraged while pursuing degree
- COURSE SEQUENCING & AVAILABILITY facilitated timely completion of degree



[No respondents from the School of Law LLM programs during the 2007-08 Survey period.]