

PART TWO: Satisfaction with FACULTY RELATED Program Components

Compilation of Responses to Exit Surveys sent to Graduates of all UMKC Masters and Educational Specialist Programs for the Academic Years:

- **2006-2007** (N=152; 19% of all Masters Graduates; 23% of all Ed. Spec. Graduates)
- **2007-2008** (N=151; 18% of all Masters Graduates; 40% of all Ed.Spec. Graduates)
- **2008-2009** (N=153; 16% of all Masters Graduates; 33% of all Ed.Spec. Graduates)

This section of the report addresses the survey respondents' satisfaction with the following FACULTY RELATED program components:

- Faculty encouraged preparation of publications and/or presentations
- Faculty encouraged timely completion of the graduate degree program
- I received adequate faculty assistance in the job search
- I received adequate faculty assistance concerning career choice

For each of these three factors, the charts show the percentage of respondents who either :

- Strongly Agree/Agree
- Strongly Disagree/Disagree, or
- Felt the factor was not applicable to their degree program or did not respond to that factor

Charts Showing Percentages of Responses from graduates of **All Masters/Educational Specialist Programs:**

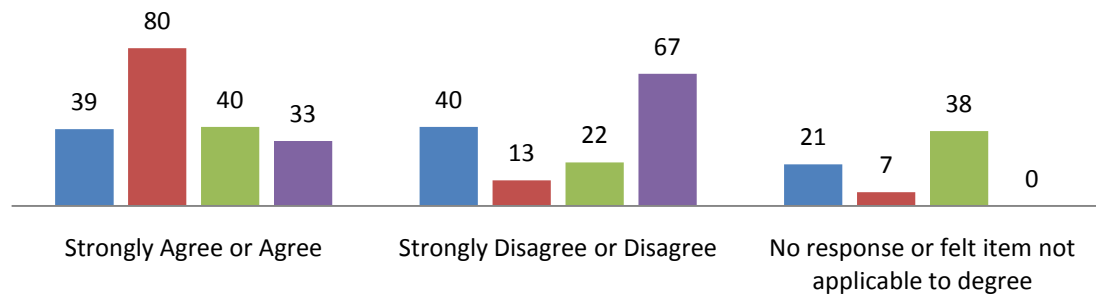
Page 2

Charts Showing Percentages of Responses from graduates of:

- | | | |
|--|--|---------|
| • All Arts and Science Masters Programs | [2006-07 N=37 (23%); 2007-08 N=37 (19%); 2008-09 N=36 (19%)] | Page 3 |
| • All School of Biological Sciences Masters Programs | [2006-07 N= 3 (16%); 2007-08 N=3 (17%); 2008-09 N=0] | Page 4 |
| • All Bloch School of Business & Public Administration Masters Programs | [2006-07 N=43 (20%); 2007-08 N=27 (12%); 2008-09 N=35 (15%)] | Page 5 |
| • All School of Computing and Engineering Masters Programs | [2006-07 N=6 (7%); 2007-08 N=8 (7%); 2008-09 N= 4 (3%)] | Page 6 |
| • All Conservatory of Music and Dance Masters Programs | [2006-07 N=9 (19%); 2007-08 N=7 (15%); 2008-09 N=0] | Page 7 |
| • All School of Dentistry Masters Programs | [2006-07 N= 1 (33%); 2007-08 N=1 (25%); 2008-09 N=2 (22%)] | Page 8 |
| • All School of Education MA and Ed Spec. Programs | [2006-07 N=40 (20% MA/23% Ed.Spec.); 2007-08 N=48 (21% MA/43% Ed.Spec);
2008-09 N=57 (22% MA/33% Ed.Spec.)] | Page 9 |
| • All School of Nursing Masters Programs | [2006-07 N=12 (20%); 2007-08 N=20 (27%); 2008-09 N=16 (28%)] | Page 10 |
| • All School of Law LLM Programs | [2006-07 N=1 (5%); 2007-08 N=0; 2008-09 N=3 (9%)] | Page 11 |

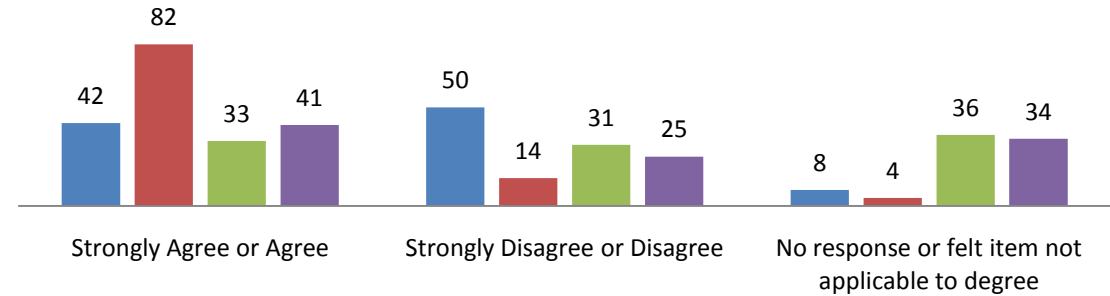
Satisfaction with FACULTY RELATED program components - Percentage of survey responses from 2006-07 Graduates of ALL Masters/Ed.Spec Programs
 [N=152 / 19% of all Masters Graduates; 23% of all Ed.Spec Graduates]

- Faculty encouraged preparation of publications and/or presentations
- Faculty encouraged timely completion of the graduate degree
- Received adequate faculty assistance in job search
- Received adequate faculty assistance concerning career choice



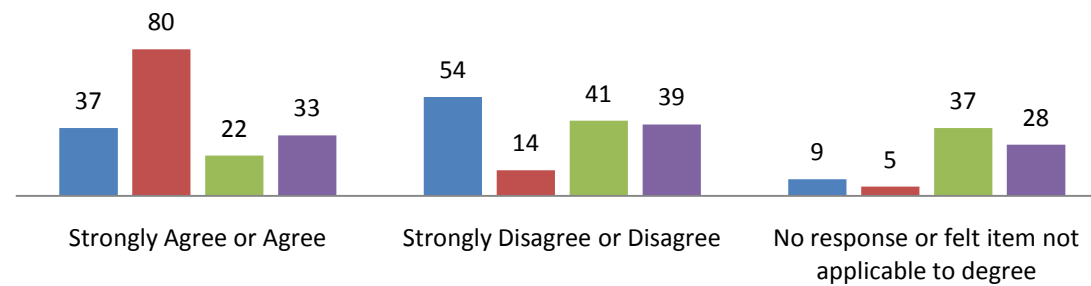
Satisfaction with FACULTY RELATED program components - Percentage of survey responses from 2007-08 Graduates of ALL Masters/Ed.Spec Programs
 [N=151 / 18% of all Masters Graduates; 40% of all Ed.Spec Graduates]

- Faculty encouraged preparation of publications and/or presentations
- Faculty encouraged timely completion of the graduate degree
- Received adequate faculty assistance in job search
- Received adequate faculty assistance concerning career choice



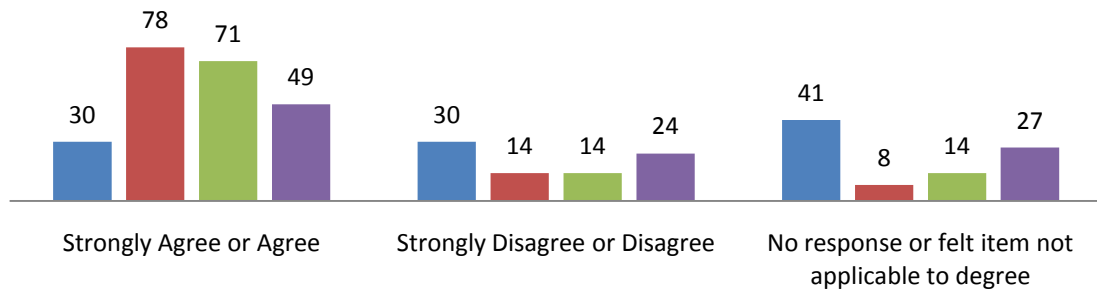
Satisfaction with FACULTY RELATED program components - Percentage of survey responses from 2008-09 Graduates of ALL Masters/Ed.Spec Programs
 [N=153 / 16% of all Masters Graduates; 33% of all Ed.Spec Graduates]

- Faculty encouraged preparation of publications and/or presentations
- Faculty encouraged timely completion of the graduate degree
- Received adequate faculty assistance in job search
- Received adequate faculty assistance about career choice



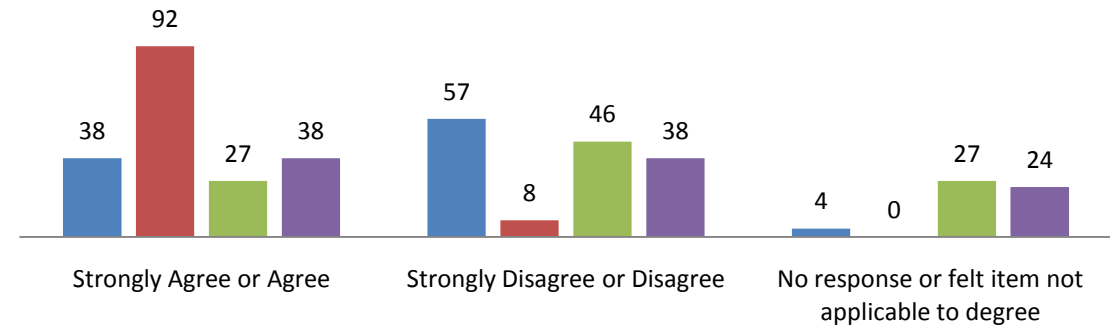
Satisfaction with FACULTY RELATED program components - Percentage of survey responses from A&S Masters Program Graduates 2006-07
 [N= 37 / 23% of all 161 A&S Master's Graduates]

- Faculty encouraged preparation of publications and/or presentations
- Faculty encouraged timely completion of the graduate degree
- Received adequate faculty assistance in job search
- Received adequate faculty assistance about career choice



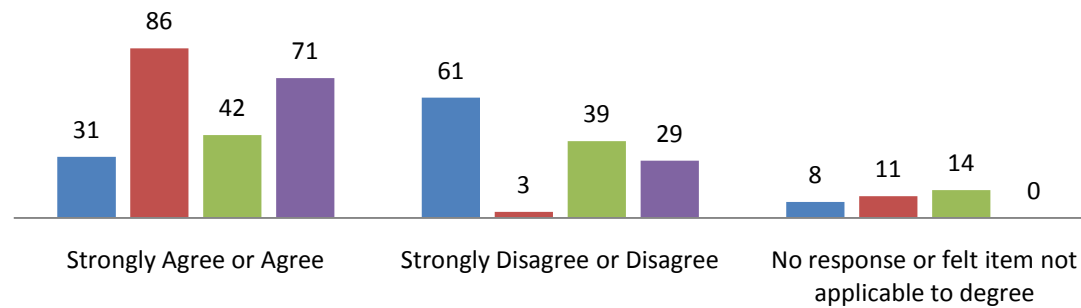
Satisfaction with FACULTY RELATED program components - Percentage of survey responses from A&S Masters Program Graduates 2007-08
 [N= 37 / 19% of all A&S Masters Program Graduates]

- Faculty encouraged preparation of publications and/or presentations
- Faculty encouraged timely completion of the graduate degree
- Received adequate faculty assistance in job search
- Received adequate faculty assistance about career choice



Satisfaction with FACULTY RELATED program components - Percentage of survey responses from A&S Masters Program Graduates 2008-09
 [N= 36 / 19% of all 187 A&S Master's Graduates]

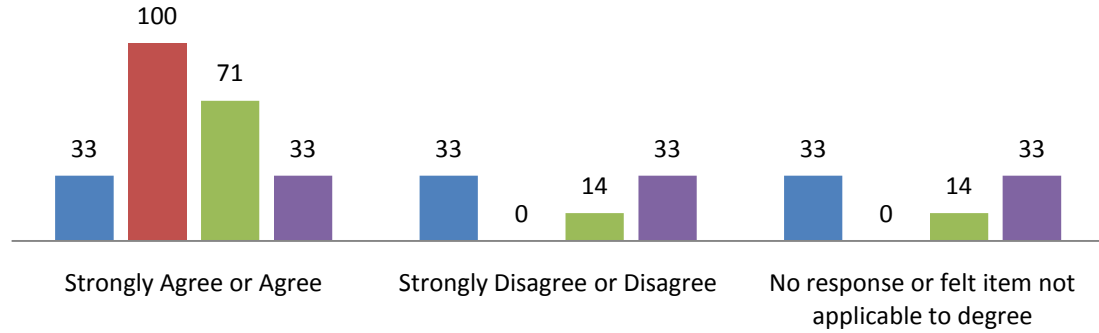
- Faculty encouraged preparation of publications and/or presentations
- Faculty encouraged timely completion of the graduate degree
- Received adequate faculty assistance in job search
- Received adequate faculty assistance about career choice



**Satisfaction with FACULTY RELATED program components -
Percentage of survey responses from Biological Science Masters Program
Graduates 2006-07**

[N= 3 / 16% of the 19 Biol.Sci. MA and MS Graduates]

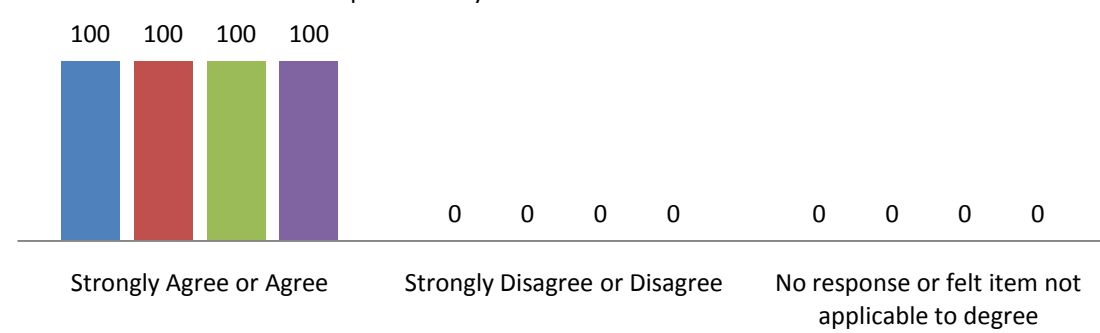
- Faculty encouraged preparation of publications and/or presentations
- Faculty encouraged timely completion of the graduate degree
- Received adequate faculty assistance in job search
- Received adequate faculty assistance about career choice



**Satisfaction with FACULTY RELATED program components -
Percentage of survey responses from Biological Science Masters Program
Graduates 2007-08**

[N= 3 / 17% of the 18 Biol.Sci. MA and MS Graduates]

- Faculty encouraged preparation of publications and/or presentations
- Faculty encouraged timely completion of the graduate degree
- Received adequate faculty assistance in job search
- Received adequate faculty assistance about career choice

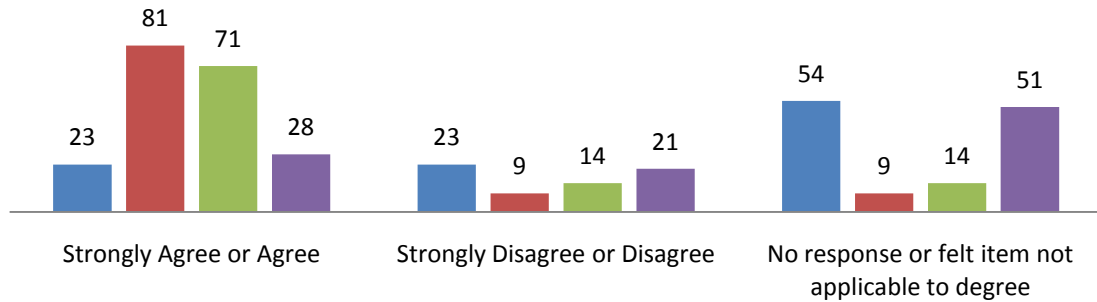


[No respondents from the School of Biological Science Masters programs during the 2008-09 Survey period.]

**Satisfaction with FACULTY RELATED program components -
Percentage of survey responses from Bloch School Masters Programs
Graduates 2006-07**

[N= 43 / 20% of the 213 MS Acctg., MBA, and MPA Graduates]

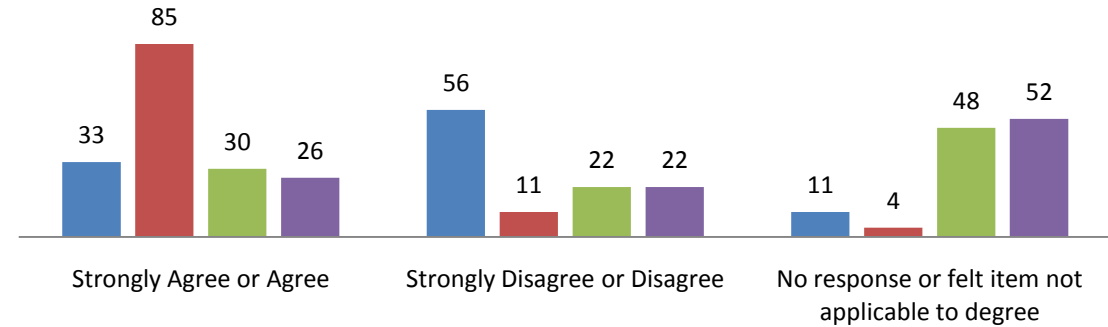
- Faculty encouraged preparation of publications and/or presentations
- Faculty encouraged timely completion of the graduate degree
- Received adequate faculty assistance in job search
- Received adequate faculty assistance about career choice



**Satisfaction with FACULTY RELATED program components -
Percentage of survey responses from Bloch School Masters Programs
Graduates 2007-08**

[N= 27 / 12% of the 228 MS Acctg., MBA, and MPA Graduates]

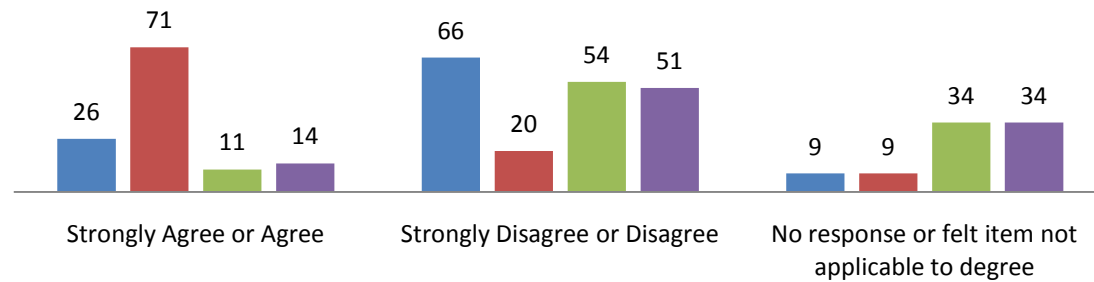
- Faculty encouraged preparation of publications and/or presentations
- Faculty encouraged timely completion of the graduate degree
- Received adequate faculty assistance in job search
- Received adequate faculty assistance about career choice



**Satisfaction with FACULTY RELATED program components -
Percentage of survey responses from Bloch School Masters Programs
Graduates 2008-09**

[N= 35 / 15% of the 240 MS Acctg., MBA, and MPA Graduates]

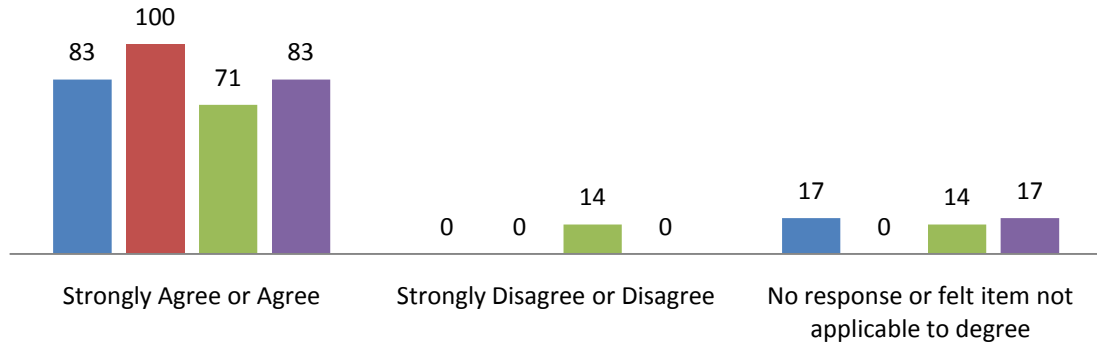
- Faculty encouraged preparation of publications and/or presentations
- Faculty encouraged timely completion of the graduate degree
- Received adequate faculty assistance in job search
- Received adequate faculty assistance about career choice



Satisfaction with FACULTY RELATED program components - Percentage of survey responses from School of Computing & Engineering (SCE) Masters Program Graduates 2006-07

[N= 6 / 7% of the 89 SCE Master's Graduates]

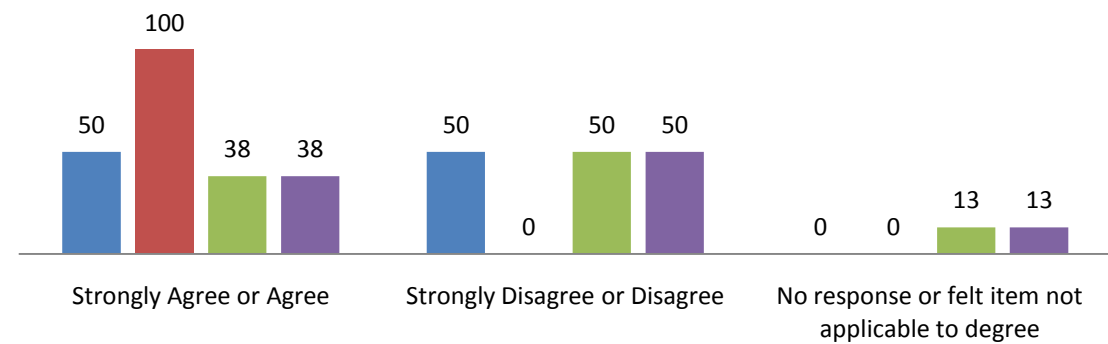
- Faculty encouraged preparation of publications and/or presentations
- Faculty encouraged timely completion of the graduate degree
- Received adequate faculty assistance in job search
- Received adequate faculty assistance about career choice



Satisfaction with FACULTY RELATED program components - Percentage of survey responses from SCE Masters Program Graduates 2007-08

[N= 8 / 7% of the 112 SCE Master's Graduates]

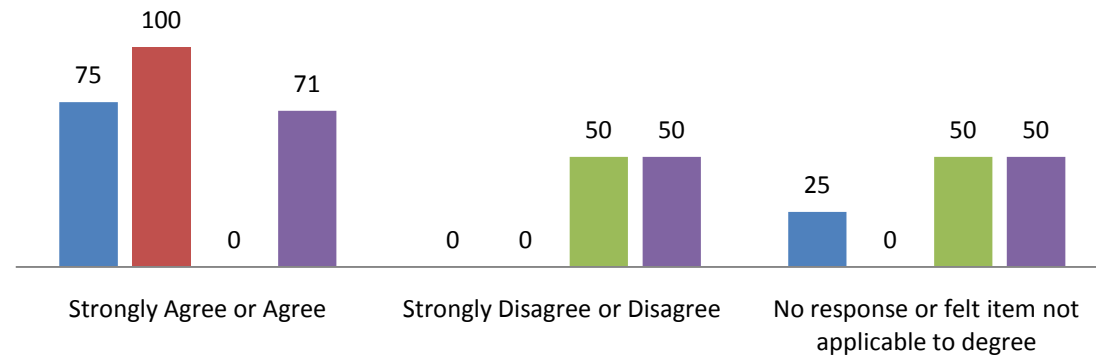
- Faculty encouraged preparation of publications and/or presentations
- Faculty encouraged timely completion of the graduate degree
- Received adequate faculty assistance in job search
- Received adequate faculty assistance about career choice



Satisfaction with FACULTY RELATED program components - Percentage of survey responses from SCE Masters Program Graduates 2008-09

[N= 4 / 3% of the 144 SCE Master's Graduates]

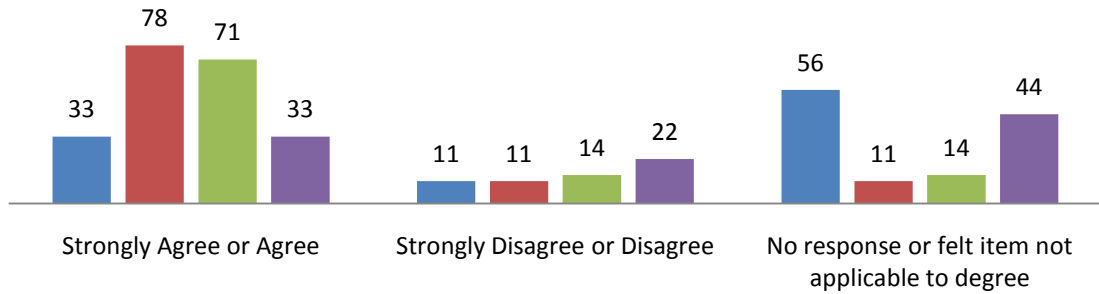
- Faculty encouraged preparation of publications and/or presentations
- Faculty encouraged timely completion of the graduate degree
- Received adequate faculty assistance in job search
- Received adequate faculty assistance about career choice



Satisfaction with FACULTY RELATED program components - Percentage of survey responses from Conservatory of Music & Dance Masters Program Graduates 2006-07

[N= 9 / 19% of the 47 MA, MM, and MME Graduates]

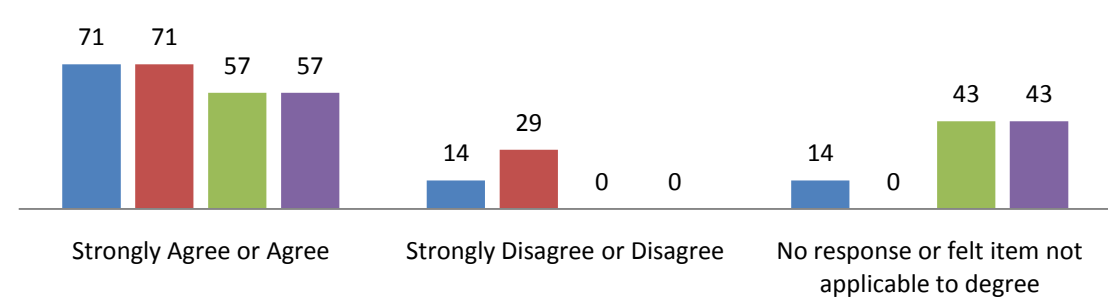
- Faculty encouraged preparation of publications and/or presentations
- Faculty encouraged timely completion of the graduate degree
- Received adequate faculty assistance in job search
- Received adequate faculty assistance about career choice



Satisfaction with FACULTY RELATED program components - Percentage of survey responses from Conservatory of Music & Dance Masters Program Graduates 2007-08

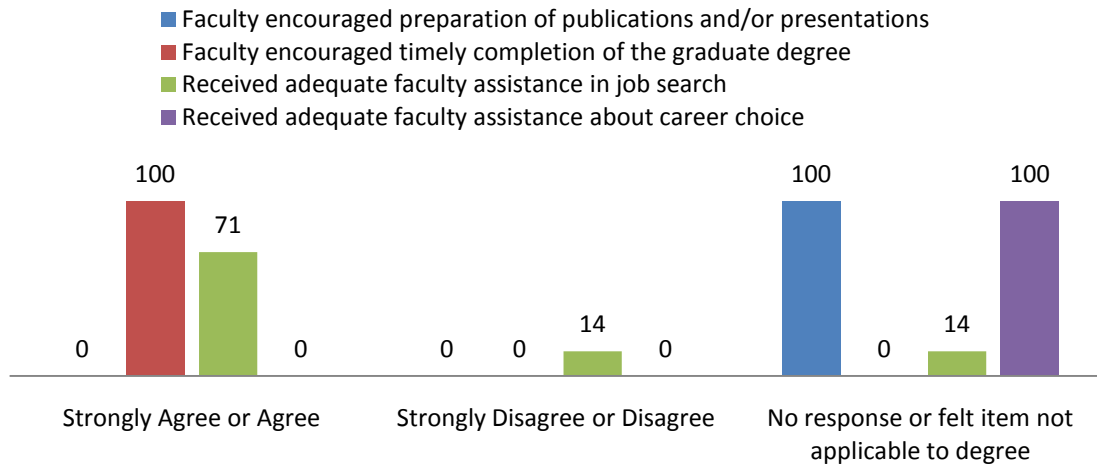
[N= 7 / 15% of the 47 MA, MM, and MME Graduates]

- Faculty encouraged preparation of publications and/or presentations
- Faculty encouraged timely completion of the graduate degree
- Received adequate faculty assistance in job search
- Received adequate faculty assistance about career choice

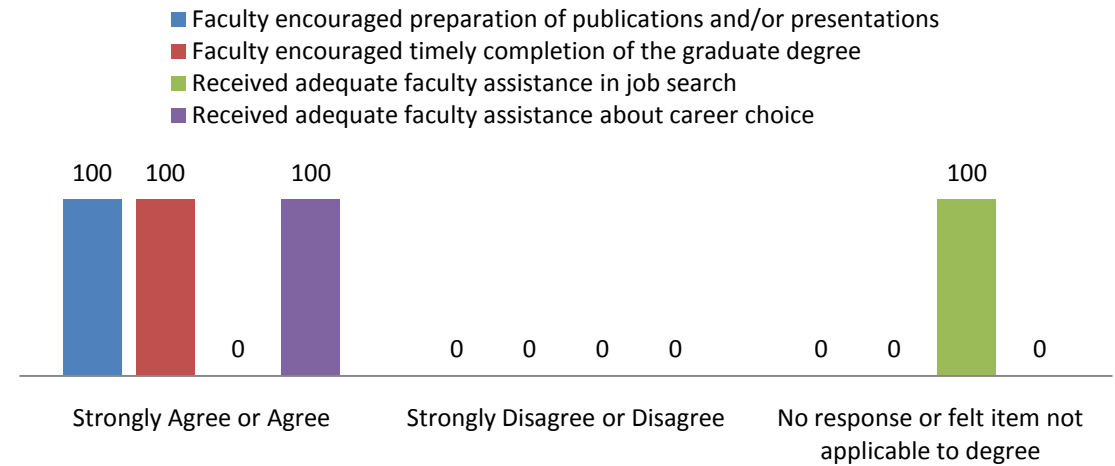


[No respondents from the Conservatory of Music and Dance Masters programs during the 2008-09 Survey period.]

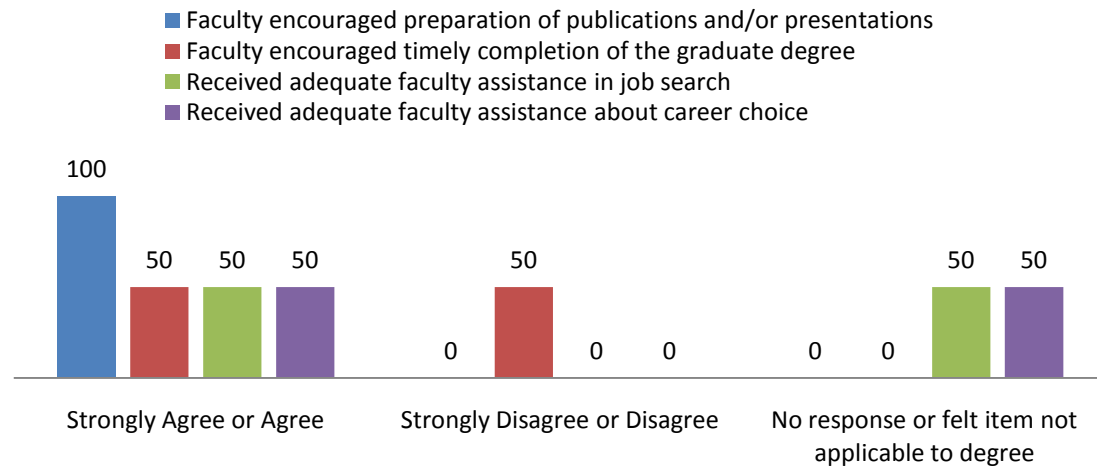
**Satisfaction with FACULTY RELATED program components -
Percentage of survey responses from
School of Dentistry Masters Program Graduates 2006-07
[N= 1 / 33% of the 3 MS Graduates from the School of Dentistry]**



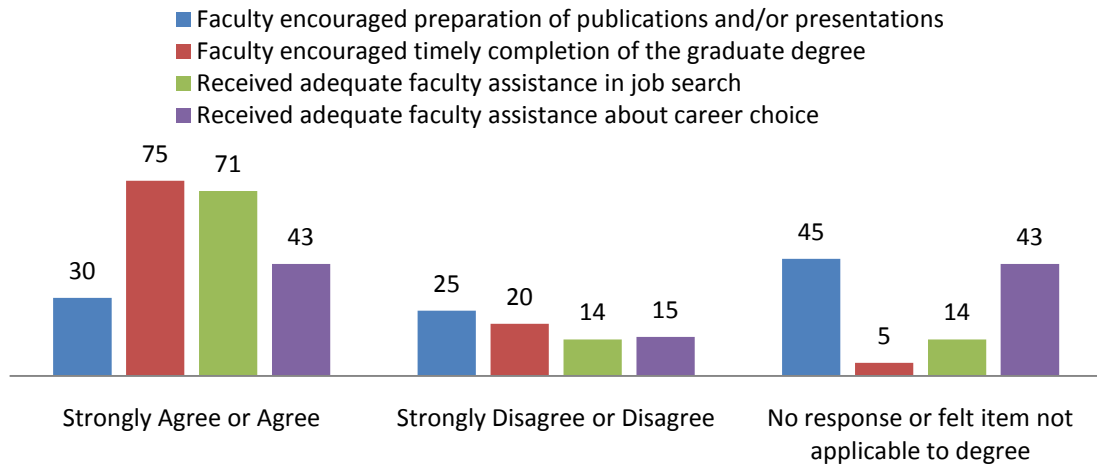
**Satisfaction with FACULTY RELATED program components -
Percentage of survey responses from
School of Dentistry Masters Program Graduates 2007-08
[N= 1 / 25% of the 4 MS Graduates from the School of Dentistry]**



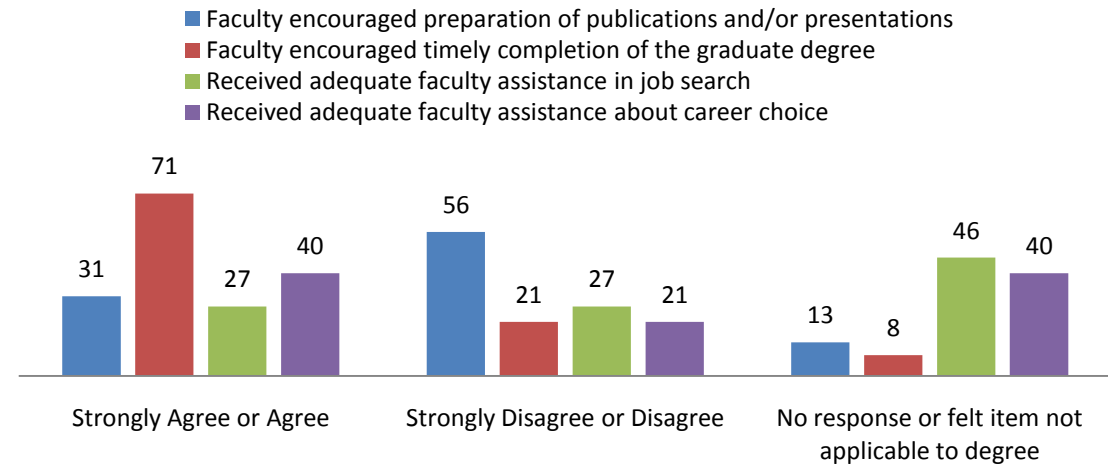
**Satisfaction with FACULTY RELATED program components -
Percentage of survey responses from
School of Dentistry Masters Program Graduates 2006-07
[N= 2/ 22% of the 9 MS Graduates from the School of Dentistry]**



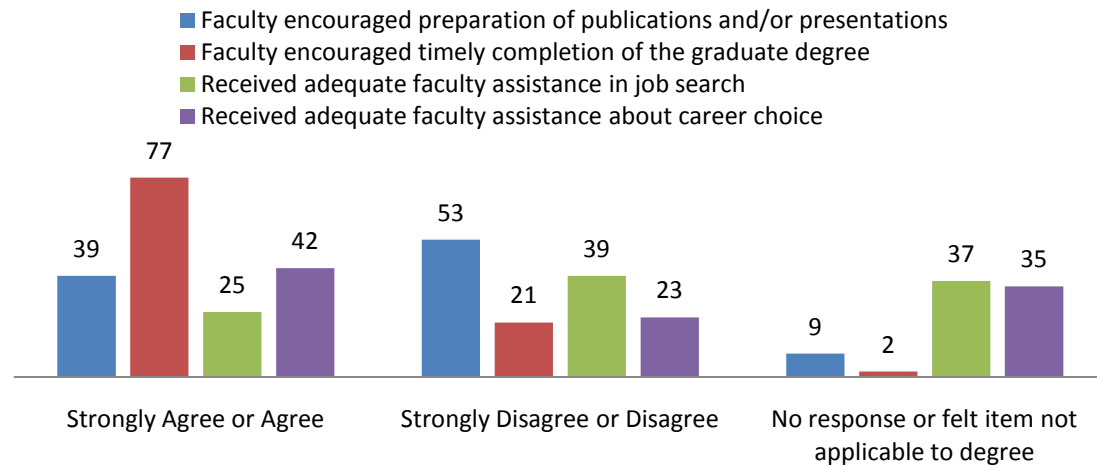
**Satisfaction with FACULTY RELATED program components -
Percentage of survey responses from
School of Education MA and Ed.Spec. Program Graduates 2006-07**
[N= 40 / 20% of the 156 MA Graduates and 23% of the 39 Ed. Spec. Graduates]



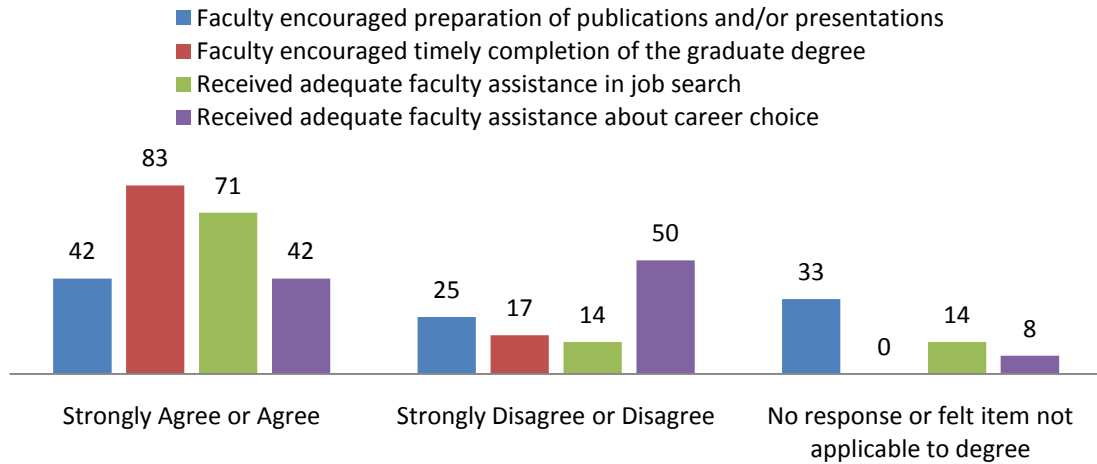
**Satisfaction with FACULTY RELATED program components -
Percentage of survey responses from
School of Education MA and Ed.Spec. Program Graduates 2007-08**
[N= 48 / 21% of the 147 MA Graduates and 43% of the 40 Ed. Spec. Graduates]



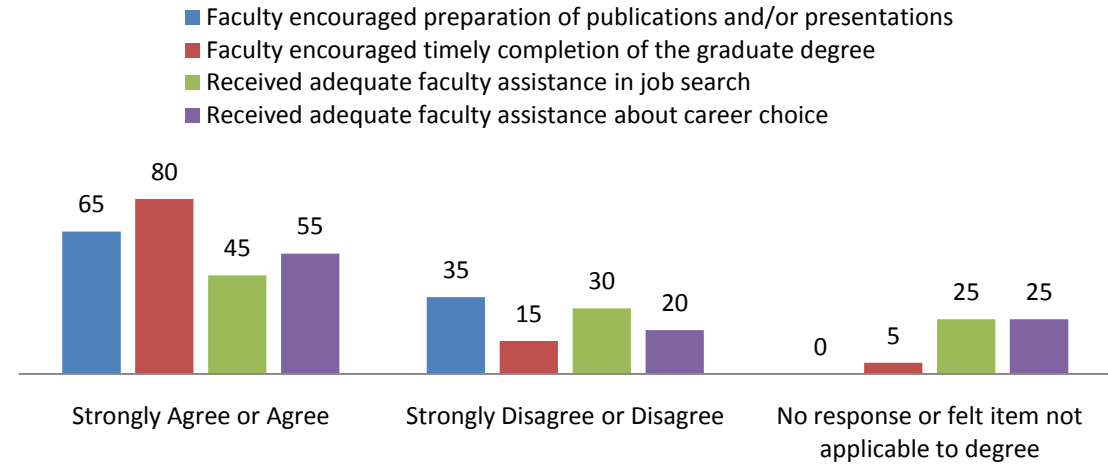
**Satisfaction with FACULTY RELATED program components -
Percentage of survey responses from
School of Education MA and Ed.Spec. Program Graduates 2008-09**
[N= 57 / 22% of the 184 MA Graduates and 33% of the 49 Ed. Spec. Graduates]



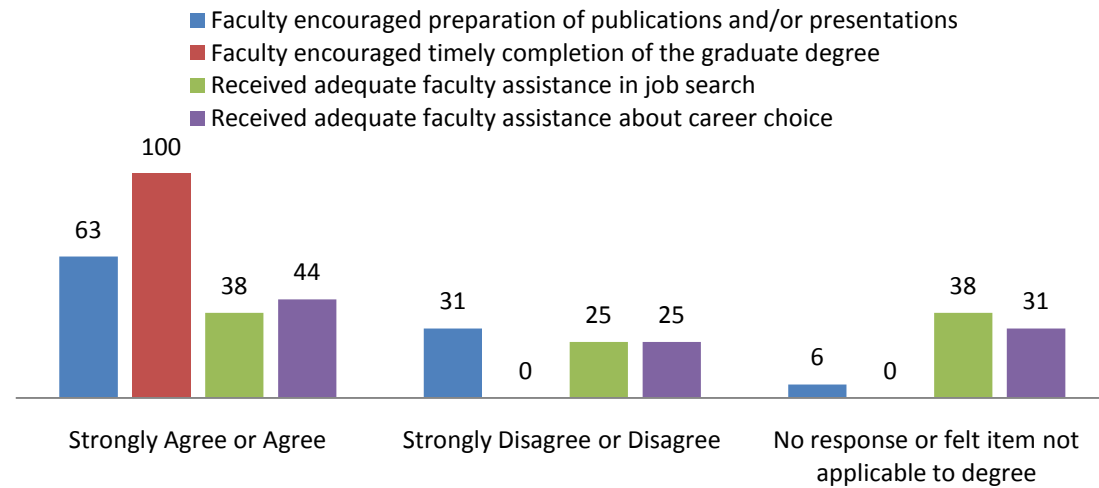
**Satisfaction with FACULTY RELATED program components -
Percentage of survey responses from
School of Nursing MSN Program Graduates 2006-07
[N= 12 / 20% of the 59 MSN Graduates]**



**Satisfaction with FACULTY RELATED program components -
Percentage of survey responses from
School of Nursing MSN Program Graduates 2007-08
[N= 20 / 27% of the 75 MSN Graduates]**

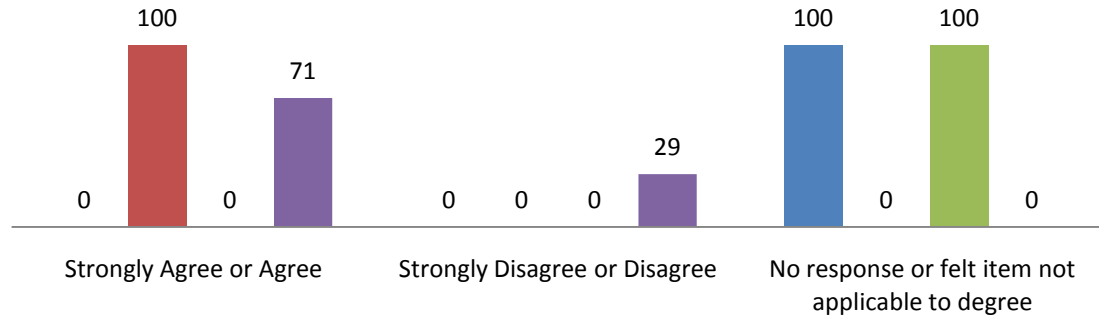


**Satisfaction with FACULTY RELATED program components -
Percentage of survey responses from
School of Nursing MSN Program Graduates 2008-09
[N= 16/ 28% of the 57 MSN Graduates]**



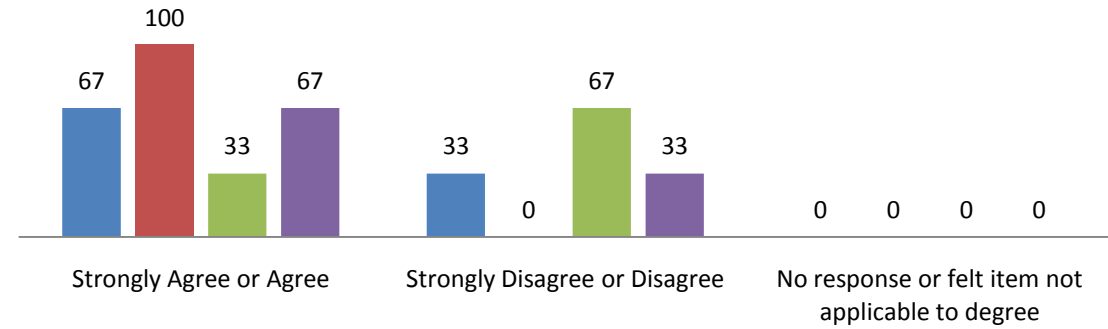
**Satisfaction with FACULTY RELATED program components -
Percentage of survey responses from
School of Law LLM Program Graduates 2006-07
[N= 1 / 5% of the 19 LLM Graduates]**

- Faculty encouraged preparation of publications and/or presentations
- Faculty encouraged timely completion of the graduate degree
- Received adequate faculty assistance in job search
- Received adequate faculty assistance about career choice



**Satisfaction with FACULTY RELATED program components -
Percentage of survey responses from
School of Law LLM Program Graduates 2008-09
[N= 3 / 9% of the 32 LLM Graduates]**

- Faculty encouraged preparation of publications and/or presentations
- Faculty encouraged timely completion of the graduate degree
- Received adequate faculty assistance in job search
- Received adequate faculty assistance about career choice



[No respondents from the School of Law LLM programs during the 2007-08 Survey period.]